

Signify Classified - Internal
Cooper Lighting Solutions Photometric Lab
1121 Highway 74 South
Peachtree City, GA 30269



Scaled data based on original data using
LM-79-08 Approved Method: Electrical and Photometric Measurements of Solid-
State Lighting Products

Test Report Prepared for
Cooper Lighting Solutions
(formerly Eaton)

Brand: STREETWORKS

Report Number: P868091

Luminaire Tested: **MEM2-HSN-SA-110-750-U-T3-HSS**

Issue Date: 08/21/2024



Test Information

Test Method: LM-79-08
Report Number: P868091
Test Lab: INNOVATION CENTER(G3)
Issue Date: 08/21/2024
Manufacturer: COOPER LIGHTING SOLUTIONS (FORMERLY EATON)
Product Line: STREETWORKS
Catalog Number: MEM2-HSN-SA-110-750-U-T3-HSS
Description: EPIC MODERN SHORT HOUSING DISCRETE LED ARRAYS 110W 70CRI 5000K
FITXURE w/ TYPE III DISTRIBUTION OPTIC AND HOUSE SIDE SHIELD
Light Source: (30) 5000K CCT, 70 CRI LEDS
Ballast/Driver: ELECTRONIC DRIVER

Summary

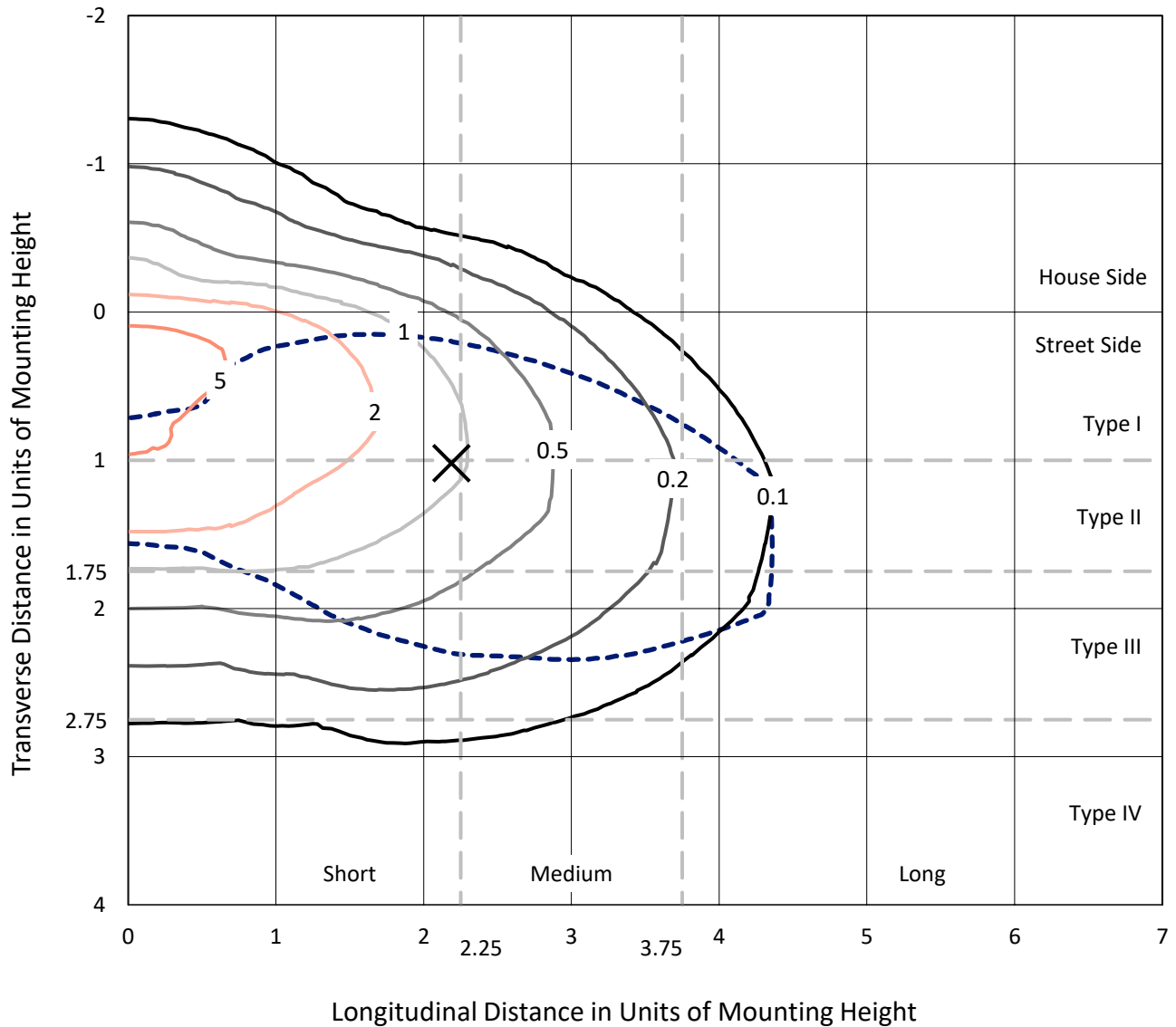
Lumens per Lamp: N/A
Luminaire Lumens: 11637.4 lumens
Efficiency: N/A
Efficacy: 103.0 lumens/watt
Luminous Opening: Rectangular (W 1' x L: 0.33' x H: 0')
IES Classification: Type III - Short
BUG Rating: B1 - U0 - G2

Input Watts (W): 113
Input Voltage (V): 120
Input Current (A_{in}): NR
Voltage Rise (V): NR
Power Factor: 0.99
Total Harmonic Distortion (THDi): 7.77%
Frequency (hertz): 60
Stabilization Time: NR
Operation Time: NR
Ambient Temperature (°C): NR
Test Distance: 24 FT

REPORT NUMBER: P868091
 CATALOG NUMBER: MEM2-HSN-SA-110-750-U-T3-HSS

Iso-Footcandle Lines of Horizontal Illumination

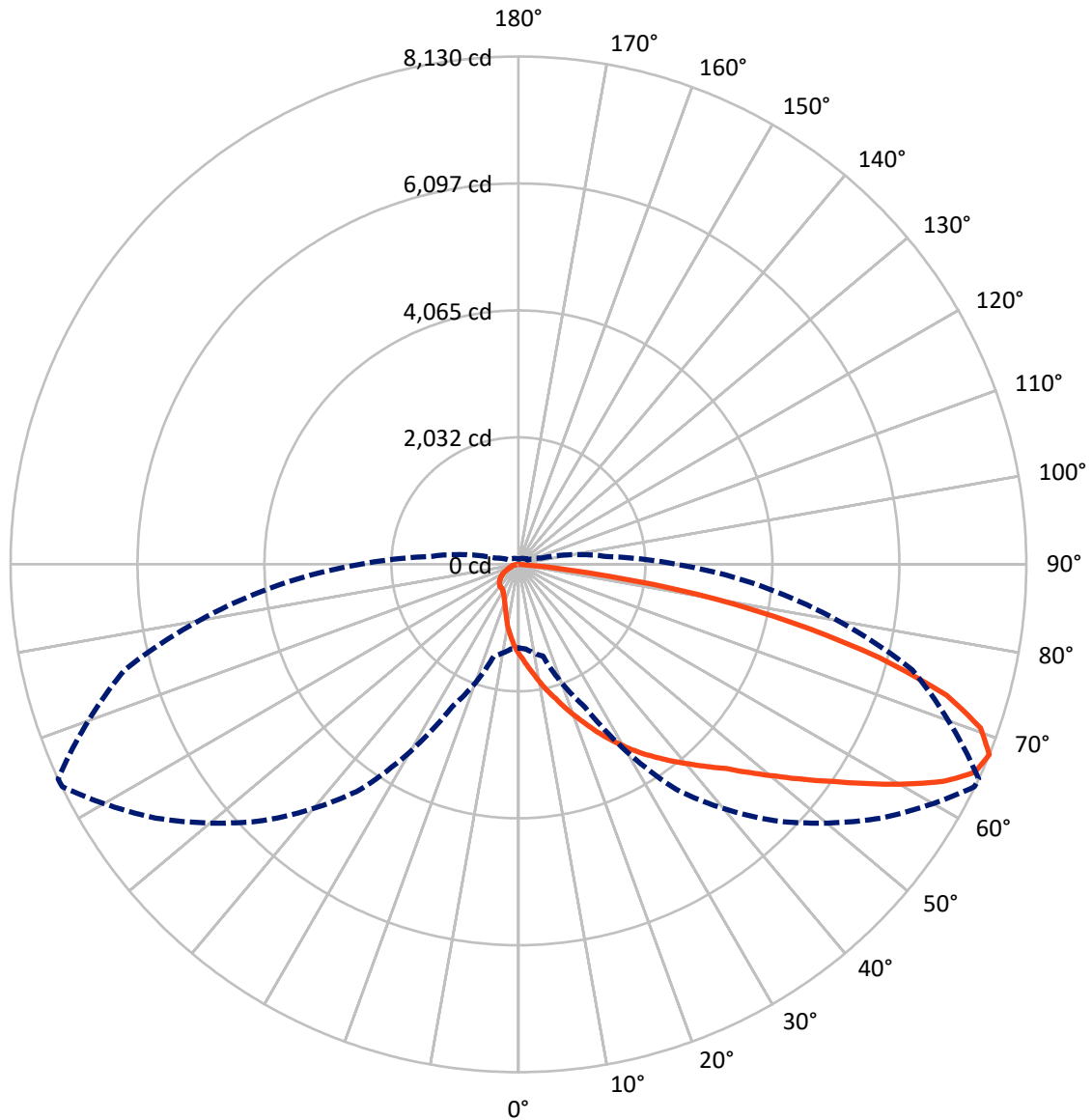
✕ Max cd
 - - - 1/2 Max cd



Based on 20 foot mounting height. Maximum calculated value = 6.7 fc
 Type III - Short - N/A

REPORT NUMBER: P868091
CATALOG NUMBER: MEM2-HSN-SA-110-750-U-T3-HSS

Luminous Intensity Polar Plot



— Vertical Plane Through 65-Deg Lateral - - - Horizontal Cone Through 67.5-Deg Vertical

REPORT NUMBER: P868091
 CATALOG NUMBER: MEM2-HSN-SA-110-750-U-T3-HSS

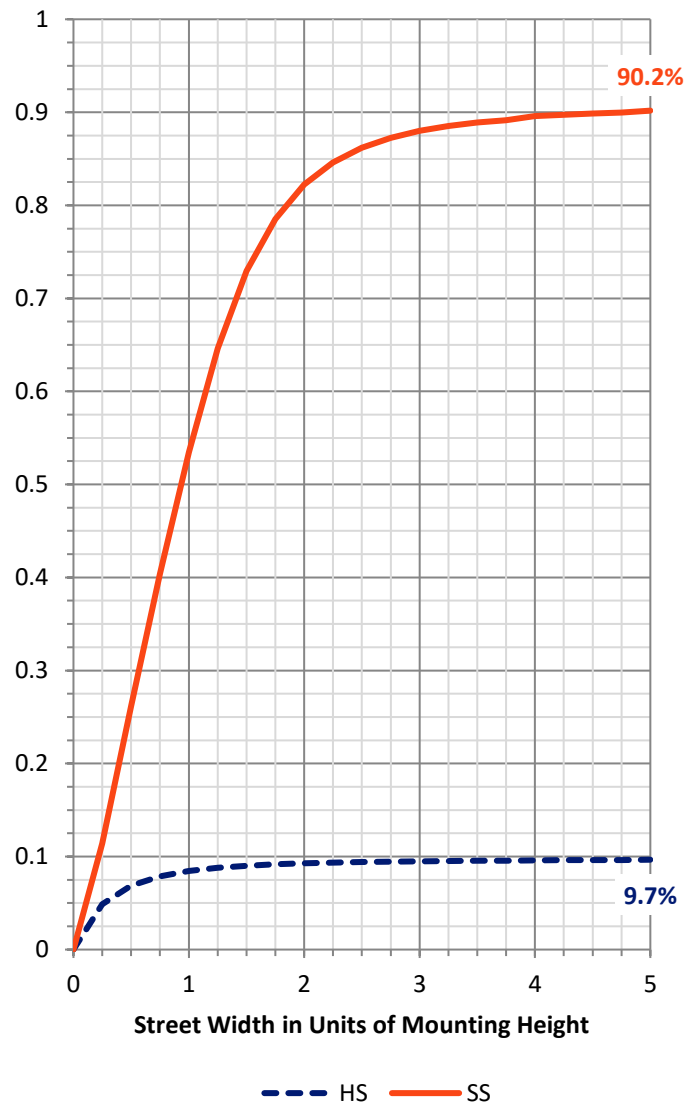
FLUX DISTRIBUTION:

		Downward	Upward	Total
House Side	Lumens	1132.7	0.0	1132.7
	% Fixture	9.7	0.0	9.7
Street Side	Lumens	10504.7	0.0	10504.7
	% Fixture	90.3	0.0	90.3
Total	Lumens	11637.4	0.0	11637.4
	% Fixture	100.0	0.0	100.0

Coefficient of Utilization

ZONAL LUMENS:

Zone	Lumens	% Fixture
0°-10°	140.7	1.2
10°-20°	467.0	4.0
20°-30°	849.9	7.3
30°-40°	1315.3	11.3
40°-50°	1988.3	17.1
50°-60°	2586.6	22.2
60°-70°	2551.7	21.9
70°-80°	1553.3	13.3
80°-90°	184.6	1.6
90°-100°	0.0	0.0
100°-110°	0.0	0.0
110°-120°	0.0	0.0
120°-130°	0.0	0.0
130°-140°	0.0	0.0
140°-150°	0.0	0.0
150°-160°	0.0	0.0
160°-170°	0.0	0.0
170°-180°	0.0	0.0
0°-90°	11637.4	100.0
0°-180°	11637.4	100.0



REPORT NUMBER: P868091

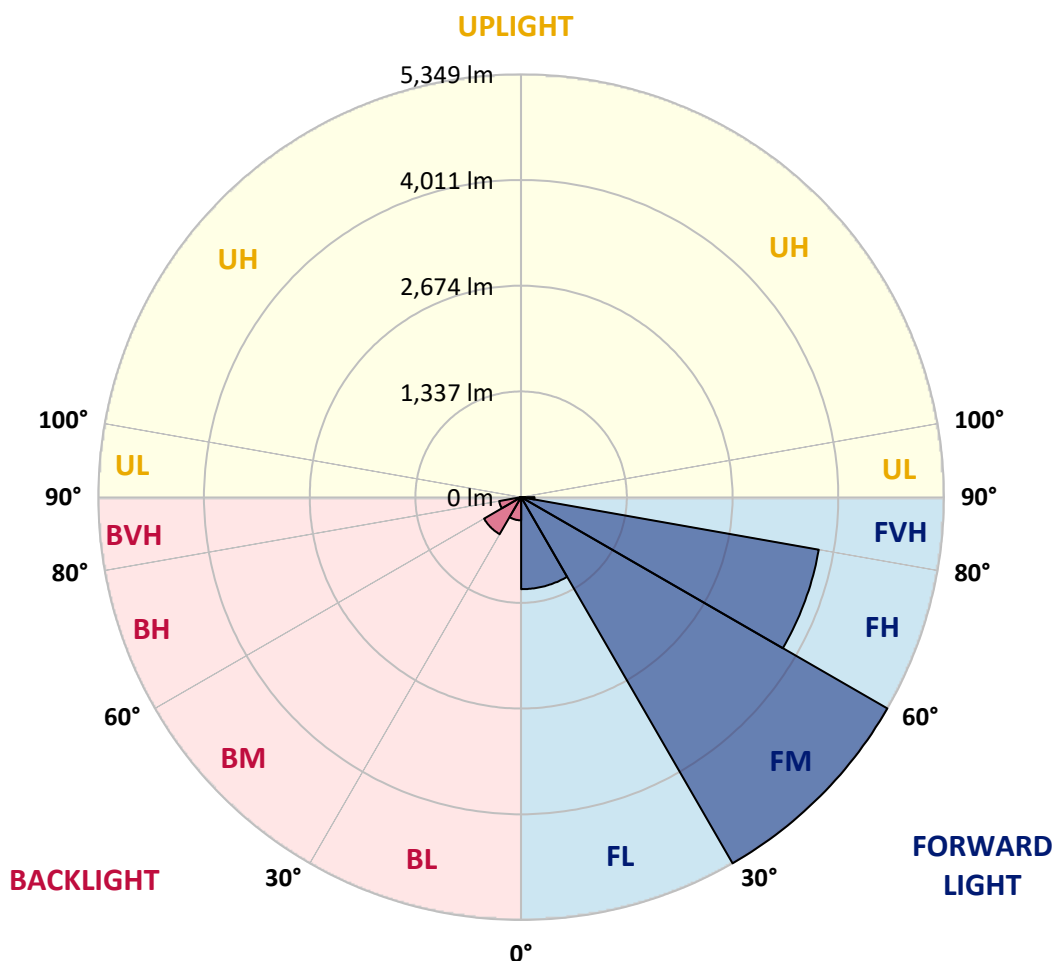
CATALOG NUMBER: MEM2-HSN-SA-110-750-U-T3-HSS

LUMINAIRE CLASSIFICATION SYSTEM LUMEN TABLE AND BUG RATING:

Zone		Lumens	% Fixture	Zone Rating/Lumen Limit		
				B	U	G
FL	(0°-30°)	1164.5	10.0			
FM	(30°-60°)	5348.5	46.0			
FH	(60°-80°)	3822.9	32.9			G2/5000
FVH	(80°-90°)	168.8	1.5			G2/225
BL	(0°-30°)	293.1	2.5	B1/500		
BM	(30°-60°)	541.7	4.7	B1/1000		
BH	(60°-80°)	282.0	2.4	B1/500		G1/500
BVH	(80°-90°)	15.8	0.1			G1/100
UL	(90°-100°)	0.0	0.0		U0/0	
UH	(100°-180°)	0.0	0.0		U0/0	

BUG Rating: B1-U0-G2

Type III Short





REPORT NUMBER: P868091

CATALOG NUMBER: MEM2-HSN-SA-110-750-U-T3-HSS

CANDELA DISTRIBUTION (FULL):

	0°	5°	15°	25°	35°	45°	55°	64°	65°	75°	85°
0°	1438.0	1438.0	1438.0	1438.0	1438.0	1438.0	1438.0	1438.0	1438.0	1438.0	1438.0
2.5°	1680.4	1667.1	1677.1	1653.9	1627.3	1607.4	1567.5	1534.3	1531.0	1497.8	1461.2
5°	2002.6	1959.4	1962.7	1916.2	1859.8	1800.0	1736.9	1653.9	1653.9	1574.2	1491.1
7.5°	2291.5	2284.9	2255.0	2181.9	2115.5	2022.5	1906.3	1800.0	1776.7	1653.9	1524.3
10°	2570.5	2560.5	2533.9	2477.5	2364.6	2261.6	2115.5	1956.1	1926.2	1750.2	1564.2
12.5°	2793.0	2796.3	2766.4	2719.9	2620.3	2497.4	2304.8	2105.5	2079.0	1843.2	1604.0
15°	2988.9	2985.6	2978.9	2939.1	2842.8	2729.9	2504.0	2271.6	2228.4	1942.8	1643.9
17.5°	3138.4	3131.7	3118.4	3085.2	3038.7	2929.1	2713.3	2447.6	2411.1	2059.0	1690.4
20°	3181.5	3178.2	3178.2	3201.5	3181.5	3115.1	2922.5	2630.2	2590.4	2181.9	1753.5
22.5°	3261.2	3257.9	3254.6	3277.8	3291.1	3284.5	3118.4	2816.2	2779.7	2324.7	1833.2
25°	3364.2	3357.5	3347.6	3370.8	3387.4	3427.3	3314.4	3035.4	2992.2	2490.8	1912.9
27.5°	3500.3	3507.0	3493.7	3490.4	3490.4	3513.6	3487.1	3231.3	3191.5	2650.2	2005.9
30°	3679.7	3689.6	3666.4	3649.8	3619.9	3616.6	3623.2	3450.5	3394.1	2822.9	2102.2
32.5°	3855.7	3865.7	3852.4	3829.1	3752.7	3722.9	3749.4	3636.5	3600.0	3012.2	2225.1
35°	3998.5	4021.7	4021.7	3975.3	3869.0	3852.4	3895.5	3819.2	3792.6	3234.7	2371.2
37.5°	4191.1	4204.4	4191.1	4104.8	3971.9	3991.9	4058.3	4011.8	3995.2	3473.8	2543.9
40°	4602.9	4619.5	4533.2	4327.3	4114.7	4138.0	4254.2	4227.6	4201.1	3709.6	2703.3
42.5°	5177.5	5137.6	5121.0	4662.7	4333.9	4320.6	4466.8	4430.2	4426.9	3948.7	2849.4
45°	5556.1	5569.3	5486.3	5051.3	4795.5	4546.5	4702.6	4689.3	4662.7	4191.1	3025.4
47.5°	5818.4	5788.5	5582.6	5373.4	5423.2	4842.0	4964.9	4998.1	4981.5	4466.8	3241.3
50°	5928.0	5898.1	5762.0	5622.5	5682.3	5180.8	5233.9	5343.5	5326.9	4745.7	3424.0
52.5°	5791.8	5755.3	5765.3	5801.8	5771.9	5446.5	5566.0	5738.7	5718.8	5071.2	3636.5
55°	4925.1	5021.4	5393.3	5765.3	5755.3	5649.0	5921.4	6173.8	6133.9	5409.9	3819.2
57.5°	3971.9	4025.1	4496.6	5502.9	5702.2	5818.4	6326.5	6638.7	6625.4	5748.7	3985.2
60°	3158.3	3214.7	3573.4	4958.3	5579.3	5994.4	6741.7	7153.5	7140.2	6090.7	4104.8
62.5°	2510.7	2510.7	2829.5	4174.5	5343.5	6097.4	7070.4	7671.5	7648.3	6366.4	4134.7
65°	1806.6	1829.9	2069.0	3357.5	4961.6	6070.8	7229.8	8040.2	8026.9	6522.5	4071.6
67.5°	1335.0	1361.6	1521.0	2517.3	4397.0	5805.1	7083.7	8123.2	8129.8	6525.8	3865.7
70°	1042.8	1049.4	1169.0	1750.2	3603.3	5214.0	6535.8	7847.6	7847.6	6363.1	3560.1
72.5°	793.7	800.4	903.3	1192.2	2653.5	4310.7	5715.5	7116.9	7166.7	5931.3	3108.5
75°	614.4	627.7	697.4	856.8	1663.8	3065.3	4695.9	5828.4	5964.5	5094.4	2560.5
77.5°	474.9	488.2	544.6	627.7	969.7	1889.7	3301.1	4357.2	4480.0	4011.8	1976.0
80°	381.9	388.6	425.1	471.6	587.8	973.1	2015.9	2862.7	2899.2	2726.6	1308.5
82.5°	176.0	189.3	229.1	259.0	292.2	451.7	860.1	1059.4	1105.9	1082.6	538.0
85°	19.9	19.9	23.2	26.6	29.9	46.5	59.8	53.1	53.1	63.1	56.5
87.5°	0.0	0.0	0.0	3.3	6.6	6.6	10.0	10.0	10.0	10.0	10.0
90°	0.0	0.0	0.0	0.0	0.0	0.0	0.0	0.0	0.0	0.0	0.0



REPORT NUMBER: P868091

CATALOG NUMBER: MEM2-HSN-SA-110-750-U-T3-HSS

CANDELA DISTRIBUTION (continued):

	90°	95°	105°	115°	125°	135°	145°	155°	165°	175°	180°
0°	1438.0	1438.0	1438.0	1438.0	1438.0	1438.0	1438.0	1438.0	1438.0	1438.0	1438.0
2.5°	1441.3	1418.1	1374.9	1338.4	1305.2	1271.9	1255.3	1215.5	1205.5	1212.2	1188.9
5°	1448.0	1401.5	1311.8	1228.8	1159.0	1092.6	1036.2	976.4	963.1	943.2	933.2
7.5°	1457.9	1388.2	1248.7	1119.2	1012.9	916.6	846.9	800.4	763.8	753.9	750.5
10°	1471.2	1371.6	1179.0	1016.2	870.1	770.5	707.4	674.2	660.9	650.9	654.2
12.5°	1481.2	1355.0	1112.5	900.0	757.2	667.5	637.6	611.1	604.4	601.1	601.1
15°	1494.5	1338.4	1032.8	797.0	660.9	607.7	577.9	567.9	567.9	564.6	564.6
17.5°	1511.1	1325.1	966.4	717.3	604.4	554.6	541.3	528.0	528.0	528.0	524.7
20°	1544.3	1318.4	906.6	650.9	554.6	521.4	501.5	491.5	488.2	484.9	484.9
22.5°	1577.5	1318.4	840.2	601.1	521.4	484.9	464.9	455.0	451.7	451.7	451.7
25°	1624.0	1315.1	787.1	557.9	491.5	448.3	428.4	418.4	411.8	411.8	408.5
27.5°	1677.1	1315.1	740.6	524.7	458.3	415.1	391.9	381.9	372.0	372.0	368.6
30°	1730.2	1321.8	700.7	498.2	425.1	385.2	355.3	342.1	335.4	332.1	332.1
32.5°	1800.0	1341.7	674.2	478.2	395.2	355.3	325.5	312.2	305.5	302.2	302.2
35°	1906.3	1391.5	677.5	468.3	375.3	328.8	298.9	282.3	279.0	279.0	275.6
37.5°	2019.2	1438.0	687.4	461.6	355.3	308.9	279.0	262.4	259.0	259.0	259.0
40°	2115.5	1477.9	700.7	458.3	338.7	288.9	262.4	249.1	242.4	242.4	242.4
42.5°	2211.8	1501.1	704.1	448.3	328.8	272.3	249.1	235.8	229.1	232.5	232.5
45°	2308.1	1517.7	694.1	435.1	318.8	259.0	235.8	222.5	215.9	215.9	215.9
47.5°	2424.3	1554.2	677.5	415.1	312.2	249.1	222.5	209.2	205.9	205.9	205.9
50°	2540.6	1584.1	664.2	391.9	295.6	235.8	212.5	195.9	192.6	192.6	192.6
52.5°	2636.9	1597.4	647.6	362.0	279.0	222.5	199.3	182.7	176.0	176.0	176.0
55°	2709.9	1600.7	624.4	338.7	255.7	209.2	186.0	169.4	162.7	159.4	159.4
57.5°	2769.7	1597.4	601.1	315.5	235.8	192.6	169.4	156.1	146.1	142.8	142.8
60°	2802.9	1587.4	567.9	285.6	209.2	176.0	156.1	139.5	132.8	129.5	129.5
62.5°	2783.0	1560.9	521.4	239.1	189.3	159.4	142.8	129.5	119.6	116.2	116.2
65°	2690.0	1507.7	461.6	195.9	169.4	142.8	129.5	116.2	103.0	99.6	99.6
67.5°	2527.3	1418.1	381.9	166.1	156.1	129.5	116.2	103.0	93.0	86.3	86.3
70°	2301.5	1298.5	298.9	142.8	139.5	119.6	106.3	93.0	83.0	76.4	76.4
72.5°	1979.3	1102.6	222.5	122.9	122.9	109.6	96.3	86.3	76.4	69.7	69.7
75°	1600.7	833.6	169.4	112.9	109.6	99.6	86.3	76.4	69.7	63.1	63.1
77.5°	1169.0	554.6	139.5	103.0	103.0	89.7	79.7	69.7	63.1	59.8	59.8
80°	710.7	318.8	99.6	79.7	79.7	76.4	66.4	59.8	56.5	49.8	46.5
82.5°	288.9	122.9	53.1	39.9	39.9	36.5	23.2	19.9	19.9	19.9	16.6
85°	29.9	19.9	13.3	10.0	10.0	10.0	6.6	6.6	6.6	6.6	6.6
87.5°	10.0	10.0	6.6	6.6	6.6	6.6	3.3	3.3	3.3	3.3	3.3
90°	0.0	0.0	0.0	0.0	0.0	0.0	0.0	0.0	0.0	0.0	0.0

LM-79-2019: Approved Method: Electrical and Photometric Measurements of Solid-
State Lighting Products

Report Prepared for

Cooper Lighting Solutions

Streetworks

Report Number: SP1-2407-157-6

Test Date: 08/07/2024

Luminaire Tested: MEM2-HTN-SA-30-750-U-5WQ-2

Data in this report applies to families of products including MEM2-HTN-SA-30-750-U-5WQ-2

Test Information

Test Method: LM-79-2019
 Report Number: SP1-2407-157-6
 Test Lab: COOPER LIGHTING SOLUTIONS
 Photometer: SP1 - 76IN SPHERE
 Measurement Geometry: 4π
 Issue Date: 08/20/2024
 Manufacturer: COOPER LIGHTING SOLUTIONS
 Product Line: Streetworks
 Catalog Number: **MEM2-HTN-SA-30-750-U-5WQ-2**
 Description: Epic Modern Light Square 30W 5WQ Optic and Flare Trim

Spectral Parameters

CCT (K): 5094
 CIE u': 0.2082
 CIE v': 0.4867
 Duv: 0.0032
 CIE x: 0.3430
 CIE y: 0.3564
 CIE z: 0.3006
 Peak Wavelength (nm): 451
 Dominant Wavelength (nm): 568
 Purity: 9.86439
 Rf: 73.7
 Rg: 93

CRI (Ra):	72.0		
R1:	68.6	R9:	-39.6
R2:	78.1	R10:	47.6
R3:	84.6	R11:	68.2
R4:	71.6	R12:	41.4
R5:	69.6	R13:	70.4
R6:	69.4	R14:	91.4
R7:	80.9	R15:	61.4
R8:	53.1		



Test Conditions

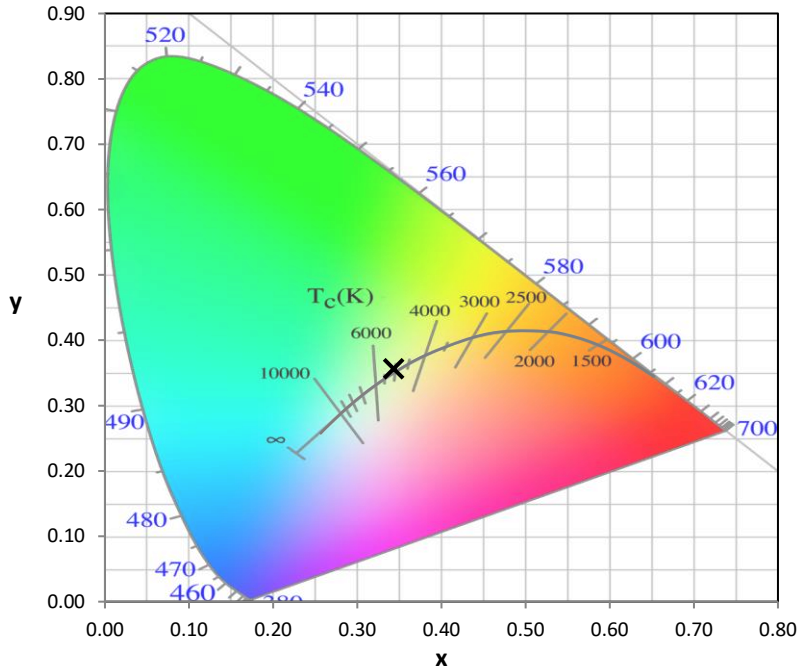
Stabilization Time: 20M
 Operation Time: 1H 20M
 Sphere Temperature (°C): 24.2

REPORT NUMBER: SP1-2407-157-6

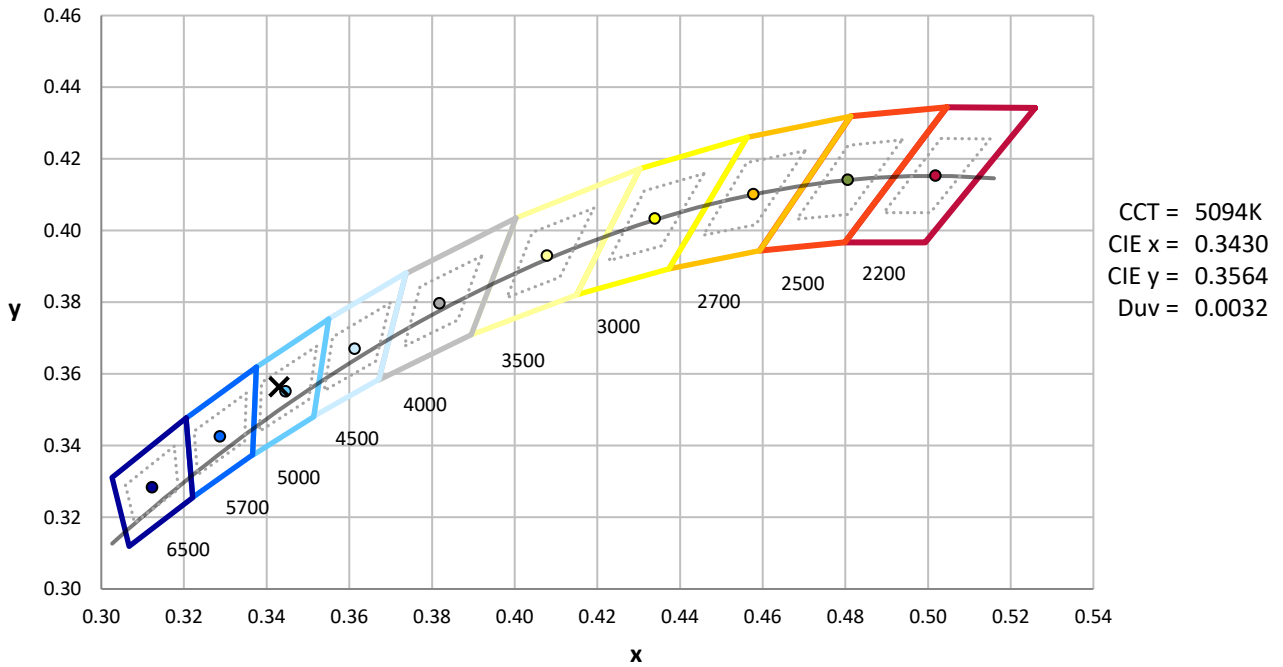
Measurement and Test Equipment			
Instrument	Identification Number	Calibration Date	Calibration Due Date
Photometer	IN0058	6/18/2024	12/18/2024
Power Meter	INXT2011004	2/8/2024	2/8/2025
AC Power Source	IN0063	10/24/2023	10/24/2024
DC Power Source	IN0208	10/24/2023	10/24/2024
Sphere Thermometer	IN0085	10/24/2023	10/24/2024
Room Thermometer	IN0046	10/24/2023	10/24/2024

REPORT NUMBER: SP1-2407-157-6

CIE 1931 Chromaticity Diagram



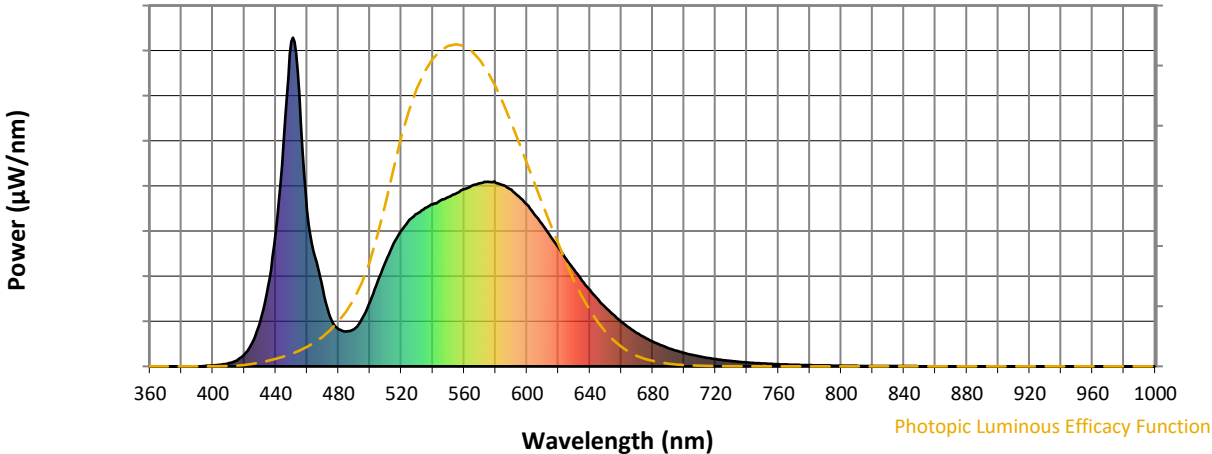
CIE 1931 Chromaticity Diagram with 2017 ANSI 7-Step and 4-Step Quadrangles



Point lies inside the ANSI 5000K 4-step quadrangle

REPORT NUMBER: SP1-2407-157-6

Photopic Flux vs. Wavelength



Photopic Lumens: NR

λ (nm)	Power W [^] /nm	Lumens (φ/nm)	λ (nm)	Power W [^] /nm	Lumens (φ/nm)	λ (nm)	Power W [^] /nm	Lumens (φ/nm)	λ (nm)	Power W [^] /nm	Lumens (φ/nm)	λ (nm)	Power W [^] /nm	Lumens (φ/nm)
360	0	NR	490	114	NR	620	361	NR	750	9	NR	880	0	NR
365	0	NR	495	145	NR	625	326	NR	755	8	NR	885	0	NR
370	0	NR	500	197	NR	630	294	NR	760	7	NR	890	0	NR
375	0	NR	505	259	NR	635	261	NR	765	6	NR	895	0	NR
380	0	NR	510	319	NR	640	232	NR	770	5	NR	900	0	NR
385	0	NR	515	373	NR	645	204	NR	775	4	NR	905	0	NR
390	0	NR	520	414	NR	650	179	NR	780	4	NR	910	0	NR
395	1	NR	525	445	NR	655	157	NR	785	3	NR	915	0	NR
400	3	NR	530	465	NR	660	136	NR	790	3	NR	920	0	NR
405	5	NR	535	482	NR	665	118	NR	795	2	NR	925	0	NR
410	9	NR	540	493	NR	670	102	NR	800	2	NR	930	0	NR
415	18	NR	545	505	NR	675	87	NR	805	2	NR	935	0	NR
420	36	NR	550	515	NR	680	75	NR	810	2	NR	940	0	NR
425	72	NR	555	527	NR	685	65	NR	815	1	NR	945	0	NR
430	134	NR	560	540	NR	690	56	NR	820	1	NR	950	0	NR
435	242	NR	565	550	NR	695	48	NR	825	1	NR	955	0	NR
440	407	NR	570	557	NR	700	41	NR	830	1	NR	960	0	NR
445	684	NR	575	561	NR	705	35	NR	835	1	NR	965	0	NR
450	988	NR	580	559	NR	710	30	NR	840	1	NR	970	0	NR
455	828	NR	585	551	NR	715	26	NR	845	1	NR	975	0	NR
460	473	NR	590	537	NR	720	22	NR	850	1	NR	980	0	NR
465	333	NR	595	516	NR	725	19	NR	855	0	NR	985	0	NR
470	232	NR	600	491	NR	730	16	NR	860	0	NR	990	0	NR
475	146	NR	605	461	NR	735	14	NR	865	0	NR	995	0	NR
480	113	NR	610	429	NR	740	12	NR	870	0	NR	1000	0	NR
485	106	NR	615	395	NR	745	10	NR	875	0	NR			

REPORT NUMBER: SP1-2407-157-6

Scotopic Flux vs. Wavelength



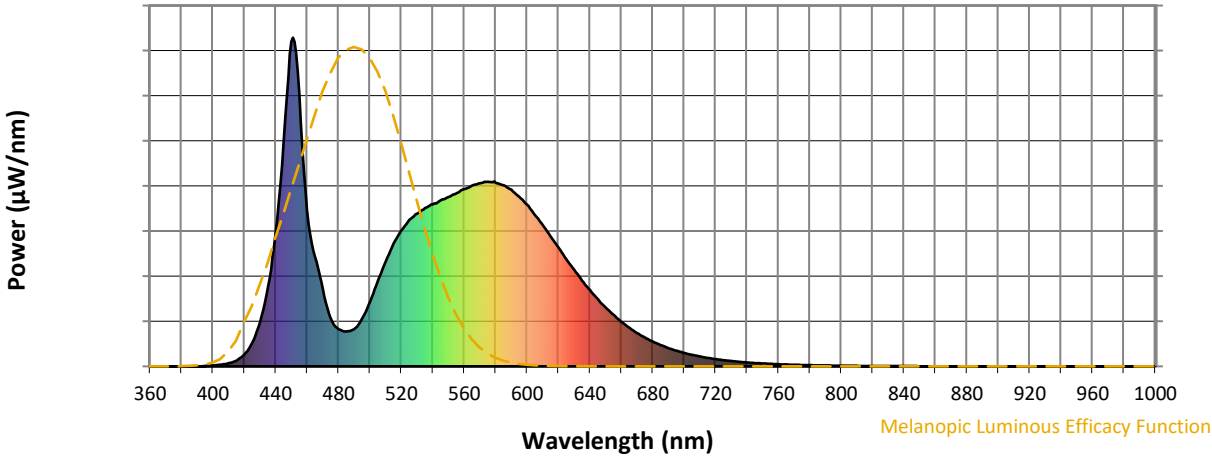
Scotopic Lumens: NR

S/P: 1.81

λ (nm)	Power W [^] /nm	Lumens (ϕ /nm)	λ (nm)	Power W [^] /nm	Lumens (ϕ /nm)	λ (nm)	Power W [^] /nm	Lumens (ϕ /nm)	λ (nm)	Power W [^] /nm	Lumens (ϕ /nm)	λ (nm)	Power W [^] /nm	Lumens (ϕ /nm)
360	0	NR	490	114	NR	620	361	NR	750	9	NR	880	0	NR
365	0	NR	495	145	NR	625	326	NR	755	8	NR	885	0	NR
370	0	NR	500	197	NR	630	294	NR	760	7	NR	890	0	NR
375	0	NR	505	259	NR	635	261	NR	765	6	NR	895	0	NR
380	0	NR	510	319	NR	640	232	NR	770	5	NR	900	0	NR
385	0	NR	515	373	NR	645	204	NR	775	4	NR	905	0	NR
390	0	NR	520	414	NR	650	179	NR	780	4	NR	910	0	NR
395	1	NR	525	445	NR	655	157	NR	785	3	NR	915	0	NR
400	3	NR	530	465	NR	660	136	NR	790	3	NR	920	0	NR
405	5	NR	535	482	NR	665	118	NR	795	2	NR	925	0	NR
410	9	NR	540	493	NR	670	102	NR	800	2	NR	930	0	NR
415	18	NR	545	505	NR	675	87	NR	805	2	NR	935	0	NR
420	36	NR	550	515	NR	680	75	NR	810	2	NR	940	0	NR
425	72	NR	555	527	NR	685	65	NR	815	1	NR	945	0	NR
430	134	NR	560	540	NR	690	56	NR	820	1	NR	950	0	NR
435	242	NR	565	550	NR	695	48	NR	825	1	NR	955	0	NR
440	407	NR	570	557	NR	700	41	NR	830	1	NR	960	0	NR
445	684	NR	575	561	NR	705	35	NR	835	1	NR	965	0	NR
450	988	NR	580	559	NR	710	30	NR	840	1	NR	970	0	NR
455	828	NR	585	551	NR	715	26	NR	845	1	NR	975	0	NR
460	473	NR	590	537	NR	720	22	NR	850	1	NR	980	0	NR
465	333	NR	595	516	NR	725	19	NR	855	0	NR	985	0	NR
470	232	NR	600	491	NR	730	16	NR	860	0	NR	990	0	NR
475	146	NR	605	461	NR	735	14	NR	865	0	NR	995	0	NR
480	113	NR	610	429	NR	740	12	NR	870	0	NR	1000	0	NR
485	106	NR	615	395	NR	745	10	NR	875	0	NR			

REPORT NUMBER: SP1-2407-157-6

Melanopic Flux vs. Wavelength



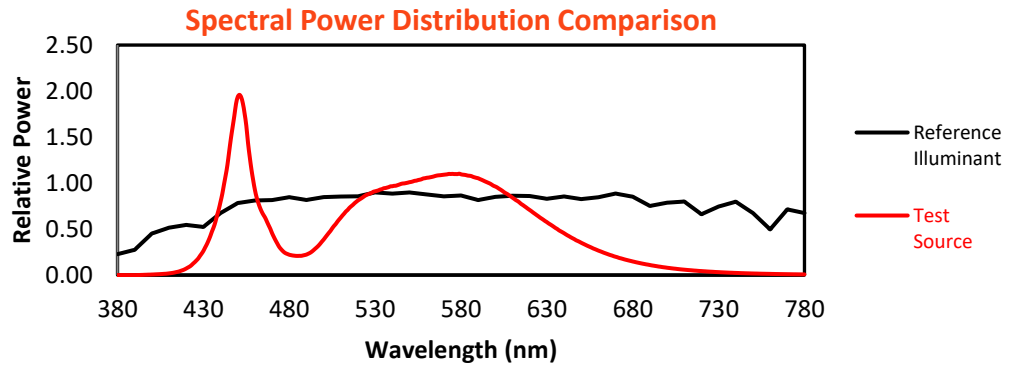
Melanopic Lumens: NR

M/P: 3.73

λ (nm)	Power W [^] /nm	Lumens (φ/nm)	λ (nm)	Power W [^] /nm	Lumens (φ/nm)	λ (nm)	Power W [^] /nm	Lumens (φ/nm)	λ (nm)	Power W [^] /nm	Lumens (φ/nm)	λ (nm)	Power W [^] /nm	Lumens (φ/nm)
360	0	NR	490	114	NR	620	361	NR	750	9	NR	880	0	NR
365	0	NR	495	145	NR	625	326	NR	755	8	NR	885	0	NR
370	0	NR	500	197	NR	630	294	NR	760	7	NR	890	0	NR
375	0	NR	505	259	NR	635	261	NR	765	6	NR	895	0	NR
380	0	NR	510	319	NR	640	232	NR	770	5	NR	900	0	NR
385	0	NR	515	373	NR	645	204	NR	775	4	NR	905	0	NR
390	0	NR	520	414	NR	650	179	NR	780	4	NR	910	0	NR
395	1	NR	525	445	NR	655	157	NR	785	3	NR	915	0	NR
400	3	NR	530	465	NR	660	136	NR	790	3	NR	920	0	NR
405	5	NR	535	482	NR	665	118	NR	795	2	NR	925	0	NR
410	9	NR	540	493	NR	670	102	NR	800	2	NR	930	0	NR
415	18	NR	545	505	NR	675	87	NR	805	2	NR	935	0	NR
420	36	NR	550	515	NR	680	75	NR	810	2	NR	940	0	NR
425	72	NR	555	527	NR	685	65	NR	815	1	NR	945	0	NR
430	134	NR	560	540	NR	690	56	NR	820	1	NR	950	0	NR
435	242	NR	565	550	NR	695	48	NR	825	1	NR	955	0	NR
440	407	NR	570	557	NR	700	41	NR	830	1	NR	960	0	NR
445	684	NR	575	561	NR	705	35	NR	835	1	NR	965	0	NR
450	988	NR	580	559	NR	710	30	NR	840	1	NR	970	0	NR
455	828	NR	585	551	NR	715	26	NR	845	1	NR	975	0	NR
460	473	NR	590	537	NR	720	22	NR	850	1	NR	980	0	NR
465	333	NR	595	516	NR	725	19	NR	855	0	NR	985	0	NR
470	232	NR	600	491	NR	730	16	NR	860	0	NR	990	0	NR
475	146	NR	605	461	NR	735	14	NR	865	0	NR	995	0	NR
480	113	NR	610	429	NR	740	12	NR	870	0	NR	1000	0	NR
485	106	NR	615	395	NR	745	10	NR	875	0	NR			

Summary

$R_f = 73.7$
 $R_g = 93$
 $CIE R_a = 72.0$
 $R_9 = -39.6$



Color Vector Graphics

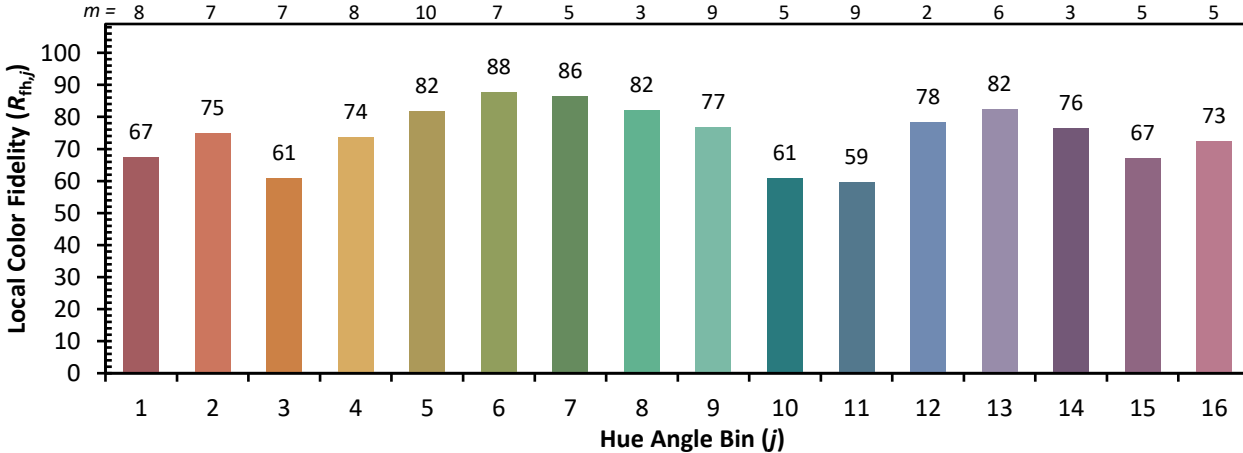
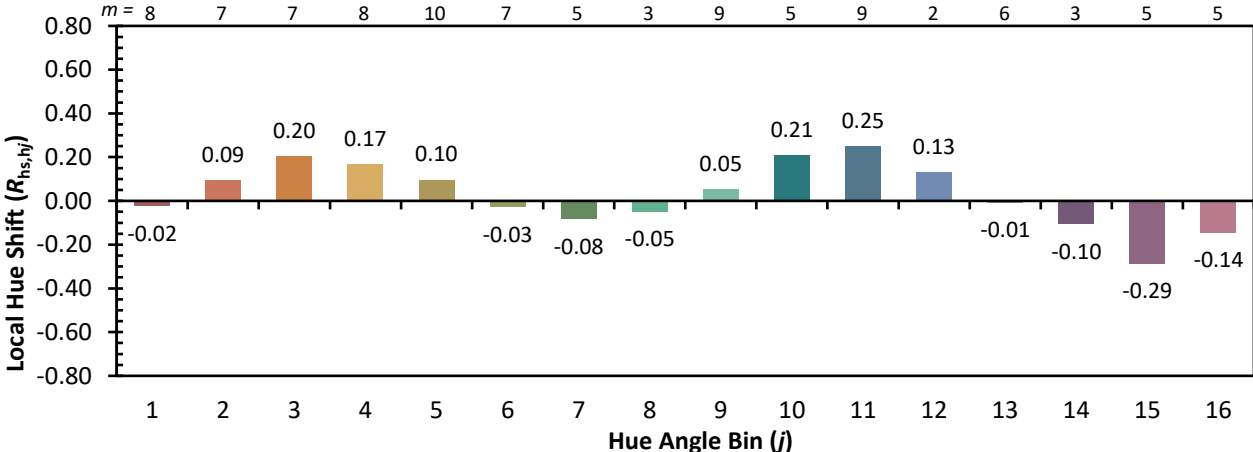
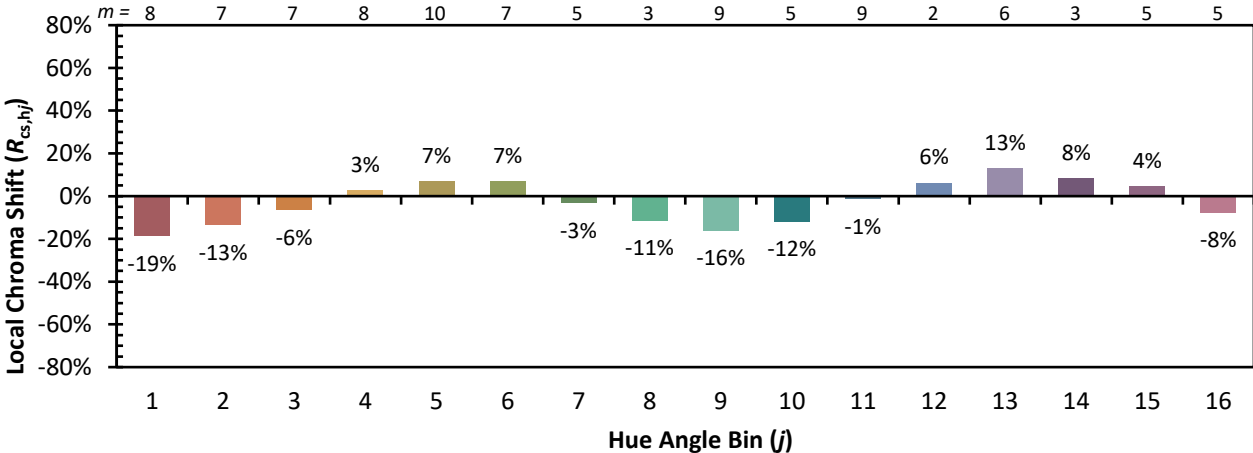


Individual Sample Fidelity Index ($R_{f,i}$)

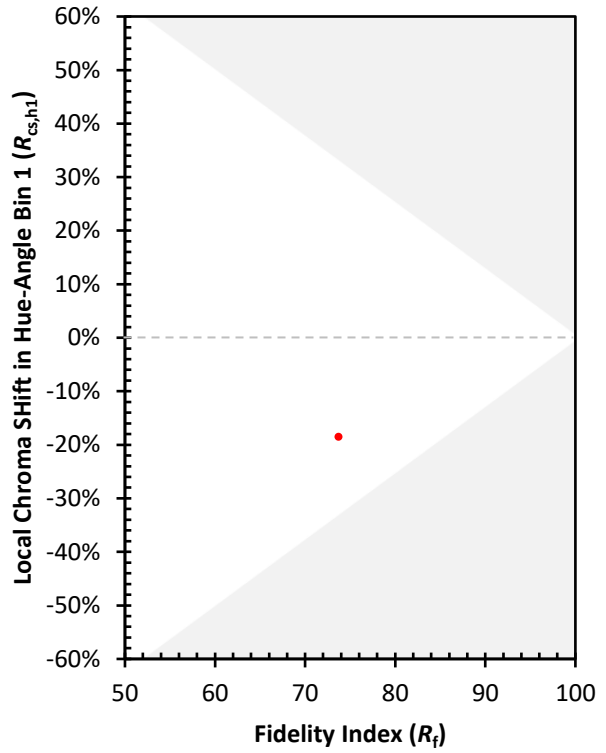
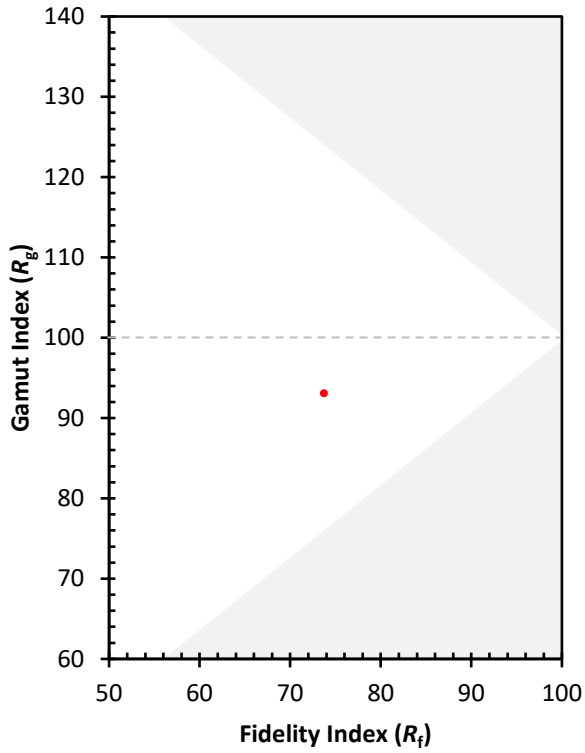
CES01 = 85	CES26 = 62	CES51 = 90	CES76 = 50
CES02 = 59	CES27 = 88	CES52 = 89	CES77 = 67
CES03 = 30	CES28 = 80	CES53 = 79	CES78 = 53
CES04 = 69	CES29 = 69	CES54 = 84	CES79 = 80
CES05 = 46	CES30 = 88	CES55 = 83	CES80 = 77
CES06 = 50	CES31 = 72	CES56 = 74	CES81 = 78
CES07 = 38	CES32 = 62	CES57 = 73	CES82 = 90
CES08 = 38	CES33 = 82	CES58 = 73	CES83 = 90
CES09 = 29	CES34 = 69	CES59 = 86	CES84 = 85
CES10 = 72	CES35 = 83	CES60 = 88	CES85 = 77
CES11 = 56	CES36 = 87	CES61 = 82	CES86 = 75
CES12 = 61	CES37 = 78	CES62 = 81	CES87 = 76
CES13 = 41	CES38 = 98	CES63 = 73	CES88 = 81
CES14 = 74	CES39 = 96	CES64 = 63	CES89 = 72
CES15 = 70	CES40 = 91	CES65 = 60	CES90 = 80
CES16 = 46	CES41 = 96	CES66 = 56	CES91 = 71
CES17 = 49	CES42 = 79	CES67 = 53	CES92 = 58
CES18 = 55	CES43 = 78	CES68 = 63	CES93 = 74
CES19 = 71	CES44 = 99	CES69 = 72	CES94 = 52
CES20 = 63	CES45 = 86	CES70 = 55	CES95 = 64
CES21 = 85	CES46 = 85	CES71 = 46	CES96 = 76
CES22 = 77	CES47 = 89	CES72 = 82	CES97 = 86
CES23 = 91	CES48 = 80	CES73 = 45	CES98 = 76
CES24 = 90	CES49 = 83	CES74 = 90	CES99 = 62
CES25 = 71	CES50 = 89	CES75 = 48	



Color Rendition by Hue-Angle Bin



Measure Comparisons



(END OF REPORT)